Tucson International Academy

Academia Internacional de Tucson

图森国际学校

Homework Packet for First Grade

Week 35

Name_____

Week starts on _____ Due on _____

Each week you are to complete your homework packet and turn it on the day the teacher assigns. Part of the homework is reading 20 minutes a day. This can be done in after school care and for first grade they can be read to by anyone older that can read (older siblings are allowed). Weekend reading is encouraged, each week students can get credit for reading on Saturday and/or Sunday. Reading each day is very important to help each student get better at reading.

☺ *Reading is Fun!!* ☺

Weekly Home Reading Record

Day	Reading Material	Amount of Time	How many pages
Weekend			
Monday			
Tuesday			
Wednesday			
Thursday			

Total Time Reading: Hours_____ Minutes _____

Student Signature_____ Date_____

Parent Signature _____ Date _____

2700 West Broadway Boulevard Tucson, Arizona 85745 (520) 792-3255
www.TucsonInternationalAcademy.com

Name:_____

1st Grade Writing Homework

Write your spelling words in alphabetical (ABC) order.

1._____ **6.**_____

2._____ **7.**_____

3._____ **8.**_____

4._____ **9.**_____

5._____ **10.**_____

a b c d e f g h i j k l m n o p q r s t u v w x y z

Use your spelling words in sentences, using correct grammar, capitalization, and periods. Write neatly, please!

1._____

2._____

3._____

4._____

5._____

6._____

7._____

8._____

9._____

10._____

The Kite
Spelling: Words with Patterns *igh, y, ie*

Name _____

Spelling Words with Patterns *igh*, *y*, *ie*

Spelling Words

my
try
sky
fly
by
dry
pie
cried
night
light

Write the Spelling Words with the igh pattern.

_____ _____

1. _____ 2. _____

Write the Spelling Words with the ie pattern.

_____ _____

3. _____ 4. _____

Write the Spelling Words with the y spelling.

_____ _____

5. _____ 6. _____

_____ _____

7. _____ 8. _____

_____ _____

9. _____ 10. _____

© Houghton Mifflin Harcourt Publishing Company. All rights reserved.

The Kite
Spelling: Words with Patterns *igh, y, ie*

Name _____

Spelling Words with Patterns *igh*, *y*, *ie*

Write each group of Spelling Words in ABC order.

my	try	dry	pie
sky	fly	cried	night
by		light	
_____		_____	
_____		_____	
_____		_____	
_____		_____	
_____		_____	
_____		_____	
_____		_____	
_____		_____	
_____		_____	

Spelling Words

my
try
sky
fly
by
dry
pie
cried
night
light

© Houghton Mifflin Harcourt Publishing Company. All rights reserved.

Apples All Around

by Linda Ruggieri

An apple is a fruit. Most apples are juicy and sweet.

How can you eat an apple?

You can bite into a fresh apple. Crunch!

ReadWorks.org · © 2014 ReadWorks®, Inc. All rights reserved.

You can have applesauce as a healthy snack. You can eat an apple muffin or a piece of apple cake. You can have apple pancakes for breakfast.

You can drink apple juice. It is sweet. You can try some apple pie. It smells good as it bakes.

Did you know there were so many ways to eat apples?

ReadWorks.org · © 2014 ReadWorks®, Inc. All rights reserved.

Name: _____ Date: _____

1. What type of food are apples?

A. meat

B. vegetable

C. fruit

2. How does the text describe apples?

A. Most apples are juicy and sweet.

B. Most apples are dry and bitter.

C. Most apples are sour and juicy.

3. You can bite into a fresh apple or eat baked apples in a pie. What does this tell us about apples?

A. Apples are only safe to eat raw.

B. Apples are safe to eat both cooked and raw.

C. Apples are only safe to eat cooked.

4. What is "Apples All Around" mainly about?

A. how to make apple pie

B. ways to eat apples

C. the characteristics of apples

ReadWorks.org · © 2019 ReadWorks®, Inc. All rights reserved.

5. What healthy snack made from apples does the text mention?

The healthy snack mentioned is

6. What did you learn from "Apples All Around"?

ReadWorks.org · © 2019 ReadWorks®, Inc. All rights reserved.

7. Class Discussion Question: Use information from the text to discuss how foods that are made from apples (such as applesauce, apple muffins, or apple cake) probably taste.

8. Draw a person eating one of the apple treats mentioned in the text.

ReadWorks.org · © 2019 ReadWorks®, Inc. All rights reserved.

Edulastic

1st Mod. 5 1.g.3

Created by Tracy Laos

Collection: **Private**

Q1: What is described in this figure, a half or thirds?

Write ~~Type~~ your answer as **half** or **thirds** in the empty box provided below.

Answer:

Q2: What is described in this figure, a half or a quarter?

Write ~~Type~~ your answer as **half** or **quarter** in the empty box provided below.

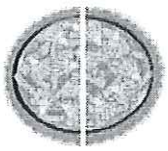

Answer:

Q3: Shade in one half of the circle.

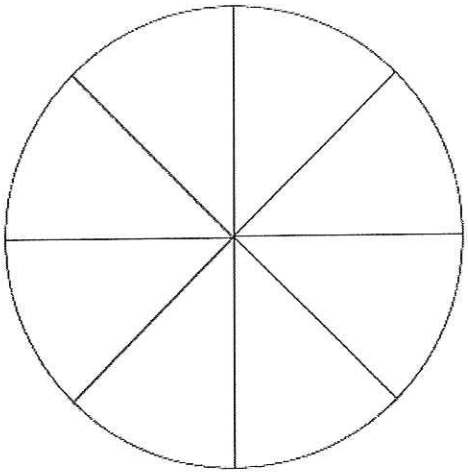

Q4: Which picture divides a circle into fourths?

(A)

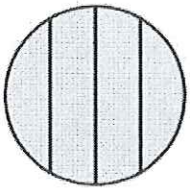

(B)

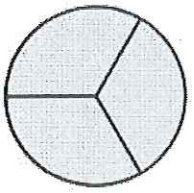

(C)



(D)



Q5: Choose all of the shapes that show equal shares.

A

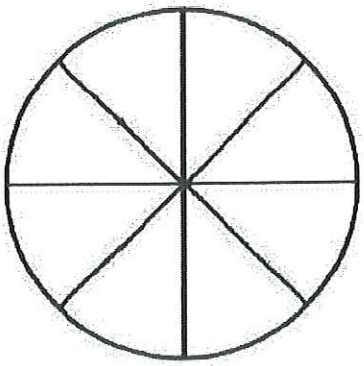

B

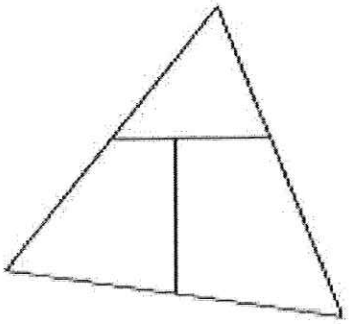

C



Edulastic

1st Mod. 6 1.oa.1

Collection: **Private**

Created by Tracy Laos

Q1: 8 birds are flying. 3 land on the ground. We need to find how many are still flying.
Which answer can be used?

a birds

a.
- 8 + 3
- 8 - 3
- 3 - 8

Q2: Olivia had 7 chocolates. She ate 3 of them.
How many chocolates does she have left?

(A) 4

(B) 3

(C) 10

(D) 7

Q3: There are 3 yellow cars and 5 red cars. How many total cars are there?

(A) 3

(B) 5

(C) 8

(D) 10

Q4: Add:

1 + 3 = a

a.
- 4
- 3
- 5

Q5: There are 7 fish and 5 snails. How many animals are there together?

(A) 2 animals

(B) 12 animals

(C) 15 animals

(D) 75 animals

Q6: Dan had 2 cars then his mom gave him 3 more. How many cars does Dan have now? Place the sum in the box.

~~DRAG DROP VALUES~~

3

4

5

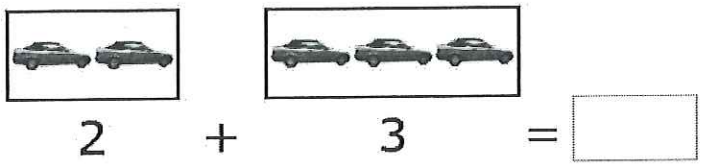

2 + 3 = ☐