Tucson International Academy

Academia Internacional de Tucson

图森国际学校

Homework Packet for Second Grade

Week 18

Name_____

Week starts on _____ Due on _____

Each week you are to complete your homework packet and turn it on the day the teacher assigns. Part of the homework is reading 30 minutes a day. This can be done in after school care and they can read to a younger sibling or an adult as well. Weekend reading is encouraged, each week students can get credit for reading on Saturday and/or Sunday. Reading each day is very important to help each student get better at this skill.

☺ *Reading is Fun!!* ☺

Weekly Home Reading Record

Day	Reading Material	Amount of Time	How many pages
Weekend			
Monday			
Tuesday			
Wednesday			
Thursday			

Total Time Reading: Hours_____ Minutes _____

Student Signature_____ Date_____

Parent Signature _____ Date _____

2700 West Broadway Boulevard Tucson, Arizona 85745 (520) 792-3255
www.TucsonInternationalAcademy.com

hyenas honking their horns

hyenas honking their horns

h *h*

1 2

Trace and write.

h h h h

Write *h*.

h h h h h h

Join *h* and other letters.

hea ho hu chy sh th

Write words with *h*.

healthy hotter



kangaroos in kilts flying kites

kangaroos in kilts flying kites

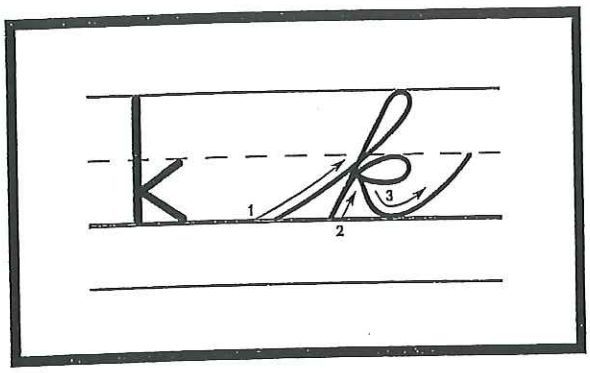

Trace and write.

k k

Write k.

k k k k

Join k and other letters.

ke kn ka ck

Write words with k.

kind knew desk

quick kept joke

Name:_____

2nd Grade Writing Homework

Write your spelling words in alphabetical (ABC) order.

1._____ **8.**_____

2._____ **9.**_____

3._____ **10.**_____

4._____ **11.**_____

5._____ **12.**_____

6._____ **13.**_____

7._____ **14.**_____

a b c d e f g h i j k l m n o p q r s t u v w x y z

Use your spelling words in sentences, using correct grammar, capitalization, and periods. Write neatly, please!

1._____

2._____

3._____

4._____

5._____

6._____

7._____

8._____

Continue Writing sentences for each spelling word.

9. _____

10. _____

11. _____

12. _____

13. _____

14. _____

Name _____ Date _____

Compound Words

Officer Buckle and Gloria

Spelling: Compound Words

Sort the Spelling Words by the number of letters in the first part of each compound word.

Four Letters or More

1. _____
2. _____
3. _____
4. _____

Three Letters

5. _____
6. _____
7. _____
8. _____
9. _____

Two Letters

10. _____
11. _____
12. _____
13. _____
14. _____

Spelling Words

Basic Words

1. cannot
2. pancake
3. maybe
4. baseball
5. playground
6. someone
7. myself
8. classroom
9. sunshine
10. outside
11. upon
12. nothing

Review Words

13. into
14. inside

© Houghton Mifflin Harcourt Publishing Company. All rights reserved.

I Am Native American

double handled bowl

Keeping Traditions Alive

Weekly Reader interviews a Native American artist.

Jody Naranjo (nah-RON-hoh) is a potter. She makes pots out of clay. Her mother, grandmother, and aunts make pottery too. Naranjo is a Native American from the Santa Clara Pueblo group. She lives in New Mexico. Her work can be seen in museums across the country.

Copyright © 2009 Weekly Reader Corporation. All rights reserved. Used by permission. Weekly Reader is a registered trademark of Weekly Reader Corporation.

Naranjo enjoys being a potter. "It's a fun job," she says. She plans to teach pottery to her daughters, ages 4, 11, and 17. "I want to keep the tradition going," she adds. A **tradition** is an idea or a way of life handed down from the past.

Many Groups, Many Traditions

About 4½ million people in the United States are Native American. They live in cities and towns across the country. Some Native Americans live on **reservations.** A reservation is land set aside for Native Americans by the U.S. government.

Native Americans belong to more than 500 different groups. Each group has its own traditions.

Making Pottery

How does Jody Naranjo make her pottery? She digs three different clays out of the ground and mixes them together. "That makes a very strong clay," says Naranjo. She uses the coil method to make the pots. "It's like rolling snakes out of clay and joining them," she says. Then she rubs the pots with a stone to make them shiny. She puts the pots over a fire to make them hard. Afterward, she carves designs into them.

Copyright © 2009 Weekly Reader Corporation. All rights reserved. Used by permission. Weekly Reader is a registered trademark of Weekly Reader Corporation.

Name: _____ Date: _____

1. What Native American tradition does Jody Naranjo keep alive?

2. Where do Native Americans live today?

3. How does Jody Naranjo create her pottery that "keeps the tradition alive"?

4. What is this passage mostly about?

ReadWorks.org · © 2019 ReadWorks®, Inc. All rights reserved.

5. The question below is an incomplete sentence. Choose the word that best completes the sentence.

Jody puts her pots over a fire _____ they become hard.

A. but

B. so

C. because

6. Which picture does NOT represent a tradition?

 · © 2019 ReadWorks®, Inc. All rights reserved.

Subtraction With Regrouping (C)

43 - 9	72 - 4	64 - 6	44 - 8	71 - 8	23 - 7	40 - 4	34 - 9	20 - 7	14 - 9
92 - 3	70 - 7	55 - 6	44 - 5	90 - 8	34 - 5	20 - 5	51 - 2	31 - 5	25 - 8
62 - 8	26 - 9	63 - 8	62 - 7	85 - 7	44 - 9	84 - 5	83 - 6	35 - 6	14 - 7
75 - 8	40 - 2	42 - 9	55 - 8	13 - 8	21 - 6	10 - 8	13 - 4	42 - 5	12 - 3
17 - 8	41 - 4	90 - 3	20 - 9	74 - 6	32 - 8	10 - 7	57 - 9	94 - 6	71 - 4
10 - 3	90 - 5	74 - 9	75 - 6	31 - 4	12 - 8	41 - 5	52 - 4	37 - 8	94 - 8
73 - 7	33 - 7	82 - 6	33 - 6	34 - 8	45 - 8	82 - 3	30 - 3	42 - 7	23 - 4
25 - 7	40 - 5	73 - 8	36 - 7	91 - 3	81 - 9	82 - 4	30 - 2	76 - 8	48 - 9

Name _____

Practice Addition Facts

COMMON CORE STANDARD CC.2.OA.2
Add and subtract within 20.

Use what you know to find sums.

Add in any order.

$3 + 5 = \underline{8}$

If you know 3 + 5,
then you know 5 + 3.

$5 + 3 = \underline{8}$

Count on to add. To add 1, 2, or 3 to any number, count on from that number.

$5 + 1 = \underline{6}$

Write the sums.

1. $5 + 7 = ____$ $7 + 5 = ____$	2. $____ = 5 + 1$ $____ = 5 + 2$	3. $6 + 2 = ____$ $6 + 3 = ____$
4. $____ = 9 + 5$ $____ = 5 + 9$	5. $7 + 3 = ____$ $3 + 7 = ____$	6. $5 + 2 = ____$ $5 + 3 = ____$
7. $____ = 3 + 6$ $____ = 6 + 3$	8. $4 + 1 = ____$ $1 + 4 = ____$	9. $8 + 2 = ____$ $8 + 3 = ____$

© Houghton Mifflin Harcourt Publishing Company

Edulastic

2nd Mod. 5 2.nbt.7

Collection: **Private**

Created by Tracy Laos

Q1: Use Scratchpad to do the following:

Solve $799 + 173 =$ ____ using two different strategies.

First Strategy:	Second Strategy:

Enter your answer in the box.

$799 + 173 =$ ☐

Q2: Solve. Use a piece of paper to show your work and check your answer using addition.

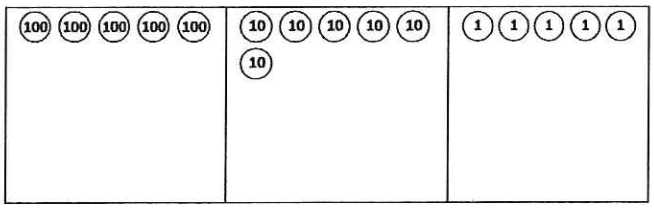

$$\begin{array}{r} 565 \\ -\ 174 \\ \hline \end{array}$$

Check:

$$+\ \underline{\qquad\qquad}$$

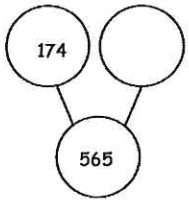

Enter your answer in the box.

$565 - 174 =$ ☐

Q3: Solve. Use a piece of paper to show your work and check your answer using addition.

hundreds	tens	ones
●●●●● ●●	●●●●●	●●●

$$\begin{array}{r} 753 \\ -\ 586 \\ \hline \end{array}$$

Check:

$$+ \quad \underline{\qquad\qquad}$$

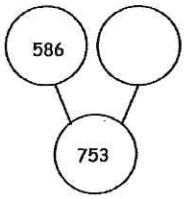

Enter your answer in the box.

$753 - 586 =$ ☐

Q4: Use Scratchpad to do the following:

Solve $652 - 289 =$ ____ using two different strategies.

First Strategy:	Second Strategy:

Enter your answer in the box.

$652 - 289 =$ ☐

Q5: Use Scratchpad to complete the following to solve $841 - 275 =$ ____.

a. Circle a strategy to solve.

arrow way vertical form number bond compensation

b. Solve using the strategy you chose. Then, check your answer with addition vertical form.

c. Enter your answer in the box below.

$841 - 275 =$ ☐