Tucson International Academy

Academia Internacional de Tucson

图森国际学校

Homework Packet for First Grade

Week 9

Name_____

Week starts on _____ Due on _____

Each week you are to complete your homework packet and turn it on the day the teacher assigns. Part of the homework is reading 20 minutes a day. This can be done in after school care and for first grade they can be read to by anyone older that can read (older siblings are allowed). Weekend reading is encouraged, each week students can get credit for reading on Saturday and/or Sunday. Reading each day is very important to help each student get better at reading.

☺ *Reading is Fun!!* ☺

Weekly Home Reading Record

Day	Reading Material	Amount of Time	How many pages
Weekend			
Monday			
Tuesday			
Wednesday			
Thursday			

Total Time Reading: Hours_____ Minutes _____

Student Signature_____ Date_____

Parent Signature _____ Date _____

2700 West Broadway Boulevard Tucson, Arizona 85745 (520) 792-3255
www.TucsonInternationalAcademy.com

Name:_____

1st Grade Writing Homework

Write your spelling words in alphabetical (ABC) order.

1._____ 6._____

2._____ 7._____

3._____ 8._____

4._____ 9._____

5._____ 10._____

a b c d e f g h i j k l m n o p q r s t u v w x y z

Use your spelling words in sentences, using correct grammar, capitalization, and periods. Write neatly, please!

1._____

2._____

3._____

4._____

5._____

6._____

7._____

8._____

9._____

10._____

Name _____

Spelling Words with the Short *i* Sound

Sort the words. Write the correct Spelling Words in each column.

Words that begin with a vowel	Words that begin with a consonant

Spelling Words

in
will
did
sit
six
big

© Houghton Mifflin Harcourt Publishing Company. All rights reserved.

Name _____

How Animals Communicate

Spelling: Words with Short *i*

Spelling Words with the Short *i* Sound

Spelling Words

in
will
did
sit
six
big

Circle the Spelling Word that names the picture. Then write the word.

1. six
   sip

_____

_____

2. pin
   in

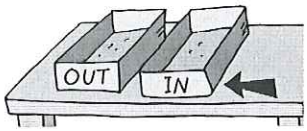

_____

_____

3. fit
   sit

_____

_____

4. big
   bag

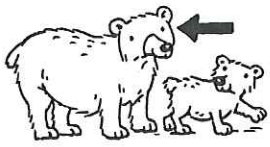

_____

_____

Write a Spelling Word that rhymes with each word below.

5. hid _____

_____

6. fill _____

© Houghton Mifflin Harcourt Publishing Company. All rights reserved.

Busy Bees

by ReadWorks

Bees are amazing insects. They work hard to get food. Bees get their food from flowers. This is why bees buzz around flowers.

Bees make honey. First they get food from flowers. Then they make honey. Bees love making honey.

People also take honey from bees. All honey comes from bees. Honey can be very sweet!

Bees live in big groups. Thousands of bees live in one hive. The hive has one queen bee. The queen is the mother bee.

Bees are always busy. We sure are lucky that they make honey. But be careful around bees. Bees can sting you with their stinger!

ReadWorks.org · © 2013 ReadWorks®, Inc. All rights reserved.

Name: _____ **Date:** _____

Directions: Circle the correct answer.

1. Where do bees get their food?

flowers

pet stores

2. What do bees make?

honey

chocolate

3. Where do bees live?

nest

hive

© 2013 ReadWorks®, Inc. All rights reserved.

4. How can bees sting you?



with their stinger

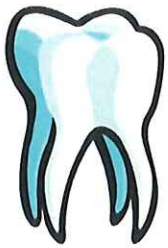

with their teeth

5. A) Bees need flowers because

_____

_____

_____.

B) Draw a picture that shows a bee buzzing around a flower.

© 2013 ReadWorks®, Inc. All rights reserved.

Name _____

Read and Write Numbers 40 to 50

1



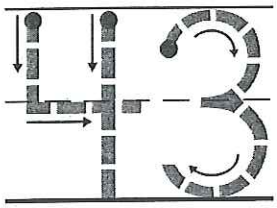

2



3



4



DIRECTIONS How many counters are there? **1.** Trace the number. **2–4.** Write the number.

© Houghton Mifflin Harcourt Publishing Company

5



6



7



8



DIRECTIONS **5–8.** How many counters are there? Write the number.

HOME ACTIVITY • Help your child count four sets of ten cereal pieces each. Then have him or her tell how many cereal pieces there are.

© Houghton Mifflin Harcourt Publishing Company

Name _____

Numbers on a Clock

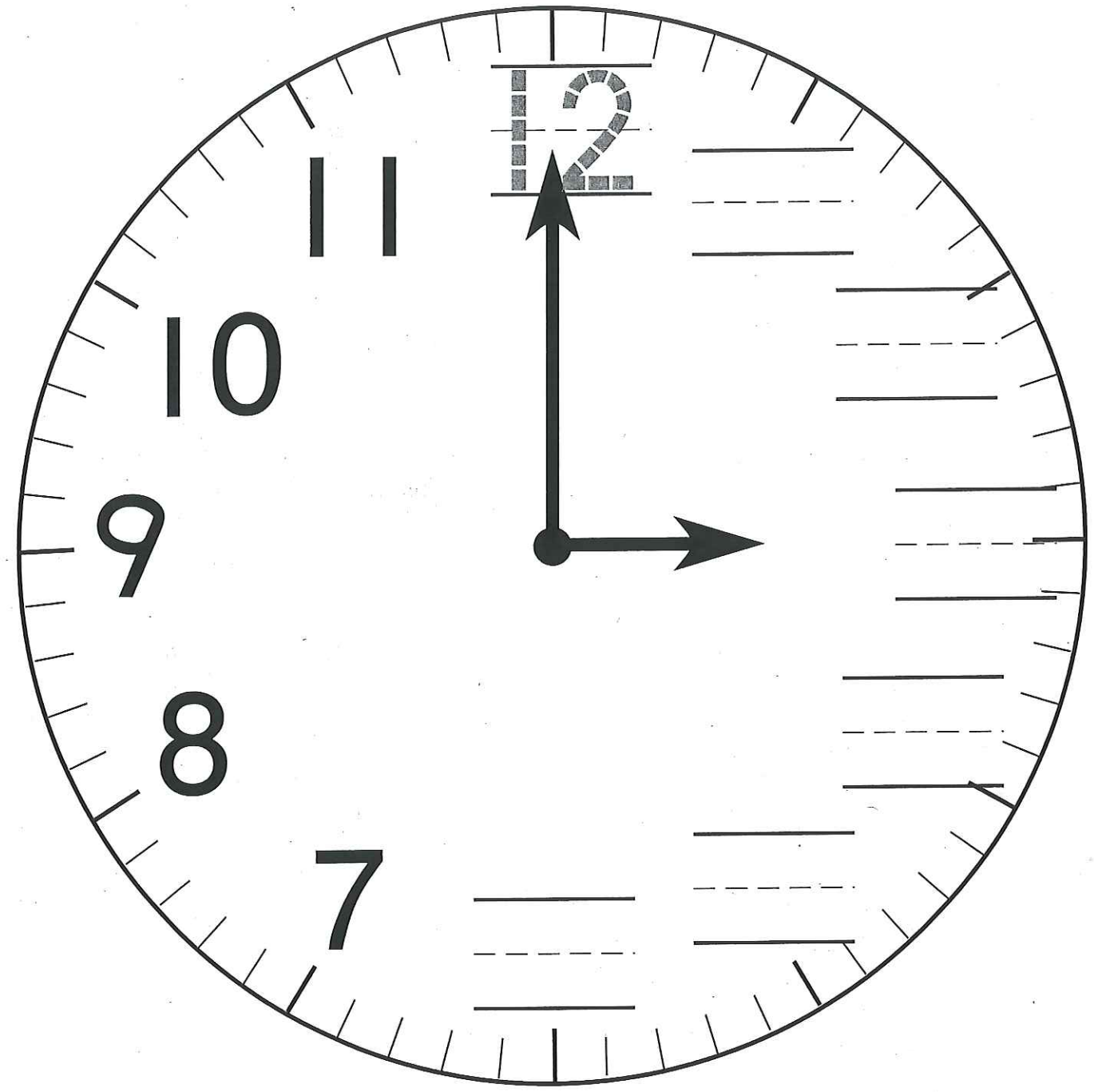

DIRECTIONS 1. Trace 12 at the top of the clock. Write the numbers 1 to 6 in order on the clock.

© Houghton Mifflin Harcourt Publishing Company



DIRECTIONS **2.** Find 6 on the the clock. Write the numbers 7 to 12 in order on the clock.

HOME ACTIVITY • Have your child point to and name the numbers on an analog clock.

© Houghton Mifflin Harcourt Publishing Company

Edulastic

Grade 1 Module 1 Topic H Item Bank

Collection: **Public**

Created by Eureka Math

Q1:

10 cars are parked in the lot.

2 cars drive away.

How many cars are parked in the lot now?

On paper, draw a picture match the story and complete the number bond.





Enter a subtraction sentence to match the story.

[ ]

There are [ ] cars in the lot.

Q2:

There were 8 pizza slices in the box.

4 pizza slices were eaten.

How many pizza slices are left?

a. On paper, draw a picture to match the story.

[ ]

b. Enter a subtraction sentence to match your picture.

[ ]

c. There are [ ] pizza slices left.

Q3:

There are 9 pencil boxes. 3 of the boxes are empty. The rest of the boxes have pencils.

How many boxes have pencils?

On paper, draw a picture and complete the number bond to match the story.

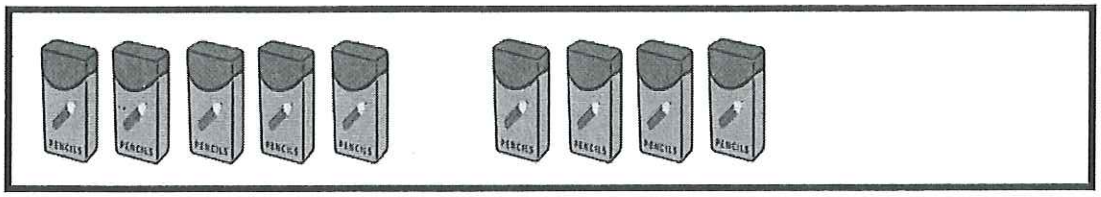



Enter a subtraction sentence to match the story.

[ ]

[ ] of the boxes have pencils.

Q4:

There are 6 markers in the box.

Only 4 of the markers work.

How many markers do **not** work?

a. On paper, draw a picture to match the story.

b. Enter a subtraction sentence to match the story.

[ ]

c. [ ] markers do not work.

Q5:

There are 5 girls in the band.
Some more girls join the band.
Now there are 7 girls in the band.
How many more girls joined the band?



Select the 2 number sentences that solve this story problem.

A $5 + 7 = 12$

B $7 - 5 = 2$

C $5 - 7 = 2$

D $5 + 2 = 7$

Q6:

Lee had 5 balloons. His mom gave him some more balloons. Now, Lee has 8 balloons.
How many balloons did Lee's mom give him?

a. On paper, draw a picture and complete the number bond to match the story.



b. Enter an addition sentence to match the story.

c. Enter a subtraction sentence to match the story.

d. Lee's mom gave him _____ balloons.