

Tucson International Academy

Academia Internacional de Tucson

图森国际学校

Homework Packet for Kindergarten

Week 1

Name _____

Week starts on _____ Due on _____

Each week you are to complete your homework packet and turn it on the day the teacher assigns. Part of the homework is reading 20 minutes a day. This can be done in after school care and for kindergarten they can be read to by anyone older that can read (older siblings are allowed). Weekend reading is encouraged, each week students can get credit for reading on Saturday and/or Sunday. Reading each day is very important to help each student get better at reading.

☺ *Reading is Fun!!* ☺

Weekly Home Reading Record

Day	Reading Material	Amount of Time	How many pages
Weekend			
Monday			
Tuesday			
Wednesday			
Thursday			

Total Time Reading: Hours _____ Minutes _____

Student Signature _____ Date _____

Parent Signature _____ Date _____


Name _____

Aa Bb Cc Dd Ee Ff Gg Hh Ii Jj Kk Ll Mm

Nn Oo Pp Qq Rr Ss Tt Uu Vv Ww Xx Yy Zz

Aa Aa

M x A b S a F I
r A a C a T n A
O z L a A i A a
a J a A h A a




Directions Have children identify and write uppercase A and lowercase a. Then have them circle all the A's and a's in the box.

Remind children to write the upper- and lowercase letters so they can be easily read, using a left-to-right and top-to-bottom progression.

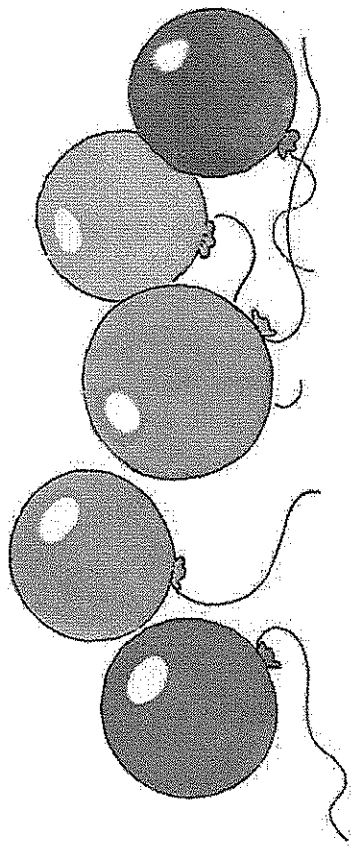
Name _____

Aa Bb Cc Dd Ee Ff Gg Hh Ii Jj Kk Ll Mm
Nn Oo Pp Qq Rr Ss Tt Uu Vv Ww Xx Yy Zz



Bb Bb

B y B c T b G m
s B b D b U o B
P a M b B j B a
S K b C i M B b




Directions Have children identify and write uppercase B and lowercase b. Then have them circle all the B's and b's in the box.

Remind children to write the upper- and lowercase letters so they can be easily read, using a left-to-right and top-to-bottom progression.


Name _____

Aa Bb Cc Dd Ee Ff Gg Hh Ii Jj Kk Ll Mm
Nn Oo Pp Qq Rr Ss Tt Uu Vv Ww Xx Yy Zz



Cc Cc

O z C d U c H n
t H c E c V p C
Q b N c C k C c
a L c C j C C M




Directions Have children identify and write uppercase C and lowercase c. Then have them circle all the C's and c's in the box.

Remind children to write the upper- and lowercase letters so they can be easily read, using a left-to-right and top-to-bottom progression.


Name _____

Aa Bb Cc Dd Ee Ff Gg Hh Ii Jj Kk Ll Mm
Nn Oo Pp Qq Rr Ss Tt Uu Vv Ww Xx Yy Zz



Dd Dd

P a D e V d I o
u D d F d W q D
R c O d D l D d
d M d D k D d



Directions Have children identify and write uppercase *D* and lowercase *d*. Then have them circle all the *D*'s and *d*'s in the box.

Remind children to write the upper- and lowercase letters so they can be easily read, using a left-to-right and top-to-bottom progression.

Name _____

Aa Bb Cc Dd Ee Ff Gg Hh Ii Jj Kk Ll Mm


Nn Oo Pp Qq Rr Ss Tt Uu Vv Ww Xx Yy Zz



Ee

Ee

E	b	E	f	W	a	J	x
v	E	e	G	e	X	r	E
S	d	P	e	E	m	E	e
r	N	e	E	I	H	E	e




Directions Have children identify and write uppercase E and lowercase e. Then have them circle all the E's and e's in the box.

Remind children to write the upper- and lowercase letters so they can be easily read, using a left-to-right and top-to-bottom progression.

welcome to

Kinderggarten



Name: _____